

# Data Sheet

## WÖHR LEVEL PARKER 570



Please observe the separate Technical Notes!



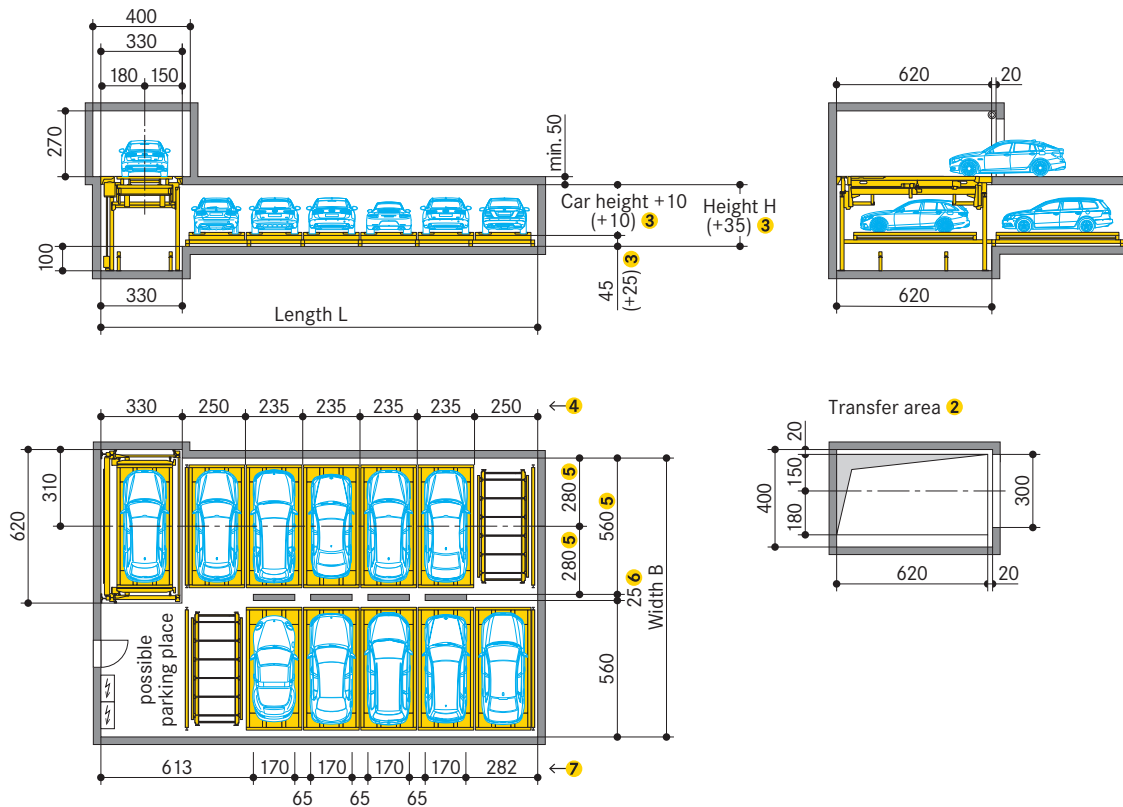
In the fully automated system Level Parker 570 cars are slid and glided closer together in a way like a puzzle. Flexible configuration options.

- Automatic car parking system for parking of vehicles on 1 to 4 parking levels
- Small footprint
- Multiple row arrangement with 3, 4 or 5 rows behind each other possible
- Safe for user and cars (no narrow ramps, dark stairs, no damage of theft or vandalism)
- No need for ramps and driving lanes
- No costly illumination and ventilation
- Variation options for individual project requirements
- Integrated turntable option
- For car weight up to 2.5 t, higher loads are possible after consultation with WÖHR
- Easy operation with several control options, e.g. transponder chip or remote control
- Suitable for apartment- and office buildings
- Following the idea of „Green Parking“

**Level Parker 570**

The example below shows a Level Parker 570 with one parking level and 10 parking spaces. For the vehicle transport a chain lift is used. The table below on the left specifies the minimum dimensions.

An additional parking space may be arranged in front of the vertical lift provided that the switch cabinet can be placed somewhere else.



Length L	
Parking places per level	Pallet width 230
6	1300
8	1535
10	1770
12	2005
14	2240
16	2475
18	2710
20	2945
22	3180
24	3415

Parking levels	Height H 8	
	Car height 160 9	Car height 200 9
1	215	255

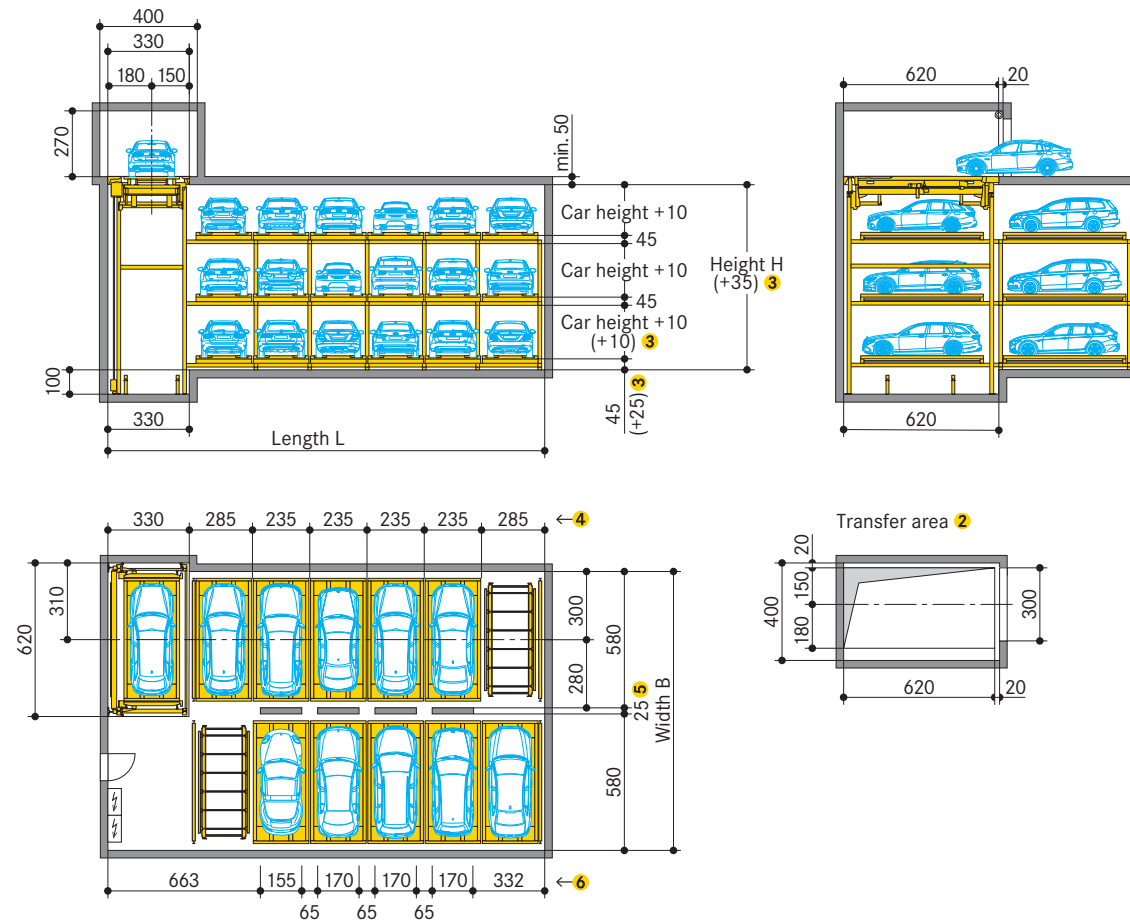
Number of rows	Width B
	2
3	1730
4	2315

- 1 Dimensions in cm.
- 2 Please contact WÖHR if you need a version that is specially designed for handicapped persons.
- 3 Dimensions in brackets with turning device.
- 4 Dimensions for pallet width 230.
- 5 With turning device 580 (= 290 + 290).
- 6 If the column/supporting walls width of 25 cm is changed, »width B« changes as well. Please contact WÖHR.
- 7 Dimensions for column/supporting walls arrangement for pallet width 230.
- 8 Indicated heights refer to a system without turning device.
- 9 Other car heights are possible. Please contact WÖHR.

**Level Parker 570**

The example below shows a Level Parker 570 with three parking levels and 30 parking spaces. For the vehicle transport a chain lift is used. The table below on the left specifies the minimum dimensions.

An additional parking space may be arranged on all levels in front of the vertical lift, provided that the switch cabinet can be placed somewhere else.



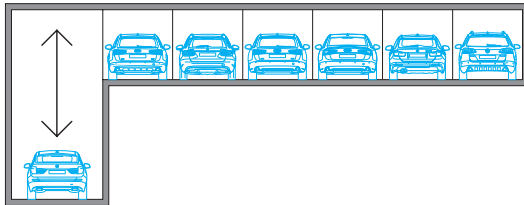
Parking places per level	Length L
	Pallet width 230
6	1370
8	1605
10	1840
12	2075
14	2310
16	2545
18	2780
20	3015
22	3250
24	3485

Parking levels	Height H 7	
	Car height 8	Car height 8
1	215	255
2	430	510
3	645	765
4	860	1020

Number of rows	Width B
	2
3	1790
4	2395
5	3000

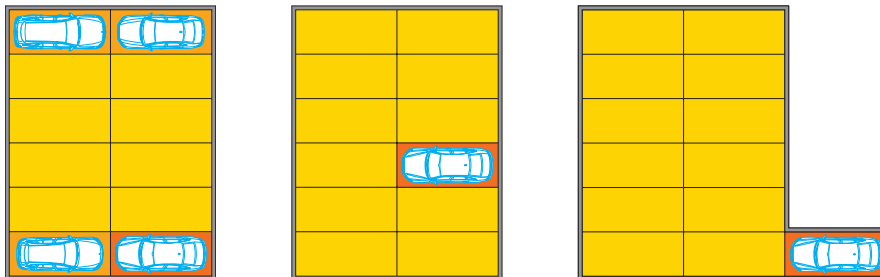
- 1 Dimensions in cm.
- 2 Please contact WÖHR if you need a version that is specially designed for handicapped persons.
- 3 Dimensions in brackets with turning device in the lowest level.
- 4 Dimensions for pallet width 230.
- 5 If the column/supporting walls width of 25 cm (minimum width 15) is changed, »width B« changes as well. Please contact WÖHR.
- 6 Dimensions for column/supporting walls arrangement for pallet width 230.
- 7 Indicated heights refer to a system without turning device.
- 8 Other car heights are possible. Please contact WÖHR.

**Above-ground systems**



The Level Parker 570 can be installed out below ground, but also above ground. An arrangement without vertical lift is possible at ground-level.

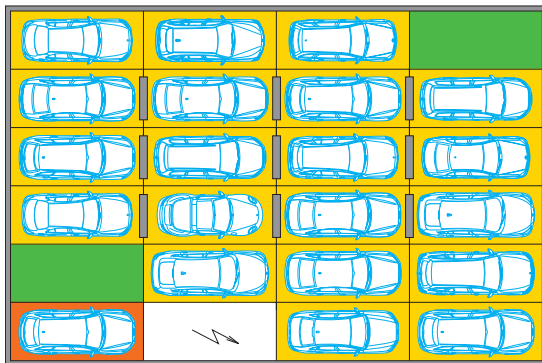
**Different variants – position of vertical lift**



The vertical lift can be arranged at all four corners of the system. Special solutions with a vertical lift arranged at the front of the system or amongst the parking spaces can be constructed.

Please note: Schematic diagram of the vertical conveyor (red); requires more width and length than shown.

**Multi-row arrangement**

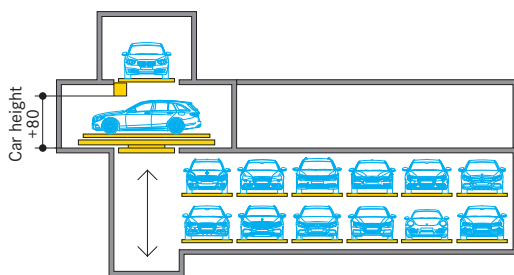


The Level Parker 570 can be constructed with more than only 2 rows, depending on the available space in the building.

**Different variants – turning device**

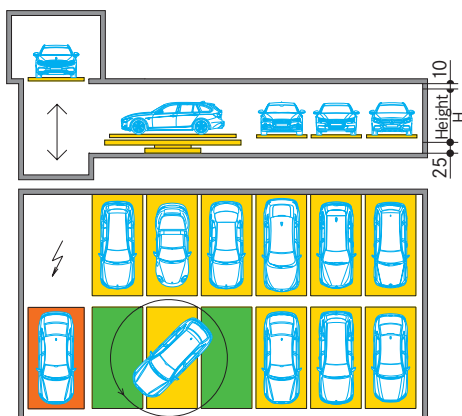
When building regulations or convenience forward driving out, a turning device can be integrated in the transfer area.

**Turning device on the vertical lift**



If there is an integrated turning device on the vertical lift, the cars can be rotated either in the transfer area or on an intermediate level, depending on the design of the building. (For details of the dimensions with turning device please contact WÖHR.)

**Turning device at the parking level**

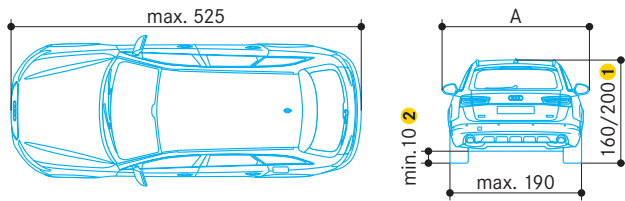


If the building offers no other alternative, the turning device can also be accommodated at the lowest parking level. (For details of the dimensions with turning device please contact WÖHR.)

**Maintenance access and switch cabinet**

Maintenance access as well a room for the switch cabinet (min. 2 x 5 m) is required (please check with WÖHR).

**Max. car dimensions**



Pallet width	Dimension A
230	220

Car weight max. 2500 kg, wheel load max. 625 kg. These car dimensions are valid for the building dimensions as mentioned. If building dimensions are adjusted, other car dimensions are possible.

**For parking systems with EV charging options, WÖHR recommends the use of wider pallets.**

**Attention: Clear installation dimensions change accordingly.**

- 1 Overall height (cars with roof racks, roof rails, antennas etc. should not exceed the mentioned overall height)
- 2 Clearance underneath the gear case

**Passenger car registrations in Germany\***

Orientation aid for height dimensions: With a system type, which for example covers cars up to 200 cm in height, 98.98 % of all cars registered new in 2022 in Germany can be parked.

Height	Examples of models	Passenger car registrations	
156,2	VW ID.3	63,62 %	
157,8	BMW i3		
158,5	Audi Q3		
162,1	BMW X4	91,25 %	
168,1	Skoda Kodiaq		
169,4	Peugeot 5008		
177,6	Volvo XC90	93,76 %	
177,8	Ford Explorer		
179,7	Mercedes Benz GLE		
184,8	Renault Kangoo	97,29 %	
187,0	Toyota Land Cruiser		
189,5	Opel Zafira		
193,8	VW ID.Buzz	98,98 %	
196,9	Mercedes Benz G		
199,4	VW Caravelle		

\* Due to different equipment, vehicles of the same design may have different heights. The maximum heights have been taken into account.

Source: German Federal Motor Transport Authority, 2022 (evaluation for motor vehicles registered in Germany for passenger transport with up to 9 seats).